


RAMJET  **5.5 Cubic Yard Capacity**
RJ-550 COMPACTOR
Industrial/Commercial



***Designed
to Handle
Heavy Industrial
Manufacturing
Waste Compaction***


Built to Last...

Marathon's RamJet **RJ-550** is a high capacity, heavy-duty compactor ideal for industrial and commercial applications where large volumes of solid waste are generated. Its rugged construction and large hydraulic power unit allow maximum compaction performance. The **RJ-550** features a large 96 1/2" x 60" clear top opening to accommodate oversized crates and cartons.

A quality built unit, the RJ-550 is solidly reinforced with 4" I-beams throughout. The sturdy ram has a 1/2" face plate. Sides are constructed of 1/4" thick steel supported by 14 vertical angles with 1x4 bar running horizontally on each side of the charge box area for increased rigidity and strength. The tough 1"x8"x6" angle breaker bar easily handles the beating of daily industrial trash.

Transfer Station...

The **RJ-550** is also designed for residential collection vehicles serving **transfer station** applications for municipalities and private contractors. A conveniently located **RJ-550 transfer facility** will eliminate the need for unnecessary trips to the landfill by intermediate collection vehicles resulting in fuel, maintenance and labor cost reductions. Compaction into large compaction containers or transfer trailers may also reduce dumping fees.



The large clear top opening of the RJ-550 makes it ideal for large crate and carton disposal eliminating costly loose hauls. Units can be fitted with custom hoppers and chutes.

Specifications:

Charge Box Capacity		
[Mfrs. Rating].....	5.5 cy.....	4.21 m ³
[WASTEC Rating].....	4.20 cy.....	3.21 m ³
Clear Top Opening	96.5" X 60".....	2451mm x 1524mm

Performance Characteristics:

Cycle Time	60 s.....	60 s
Total Normal Force.....	65,400 lb.....	291 kN
Total Maximum Force.....	77,000 lb.....	342 kN
Normal Ram Face Pressure.....	32.5 psi.....	224 kPa
Maximum Ram Face Pressure.....	38.3 psi.....	263 kPa
Ram Penetration.....	14".....	356 mm

Electrical Equipment:

Electrical Motor
 3/60-208/230/460.....15 hp.....11.2 kW
 Electrical Control Voltage.....120 VAC.....120 VAC
 UL Labeled Panel Box: Type NEMA 3R, All Circuits Fused
 Standard Controls: Keylock Start/ Mushroom Stop/Reverse
 Connected to 13' Sealite

Hydraulic Equipment:

Hydraulic Pump Capacity

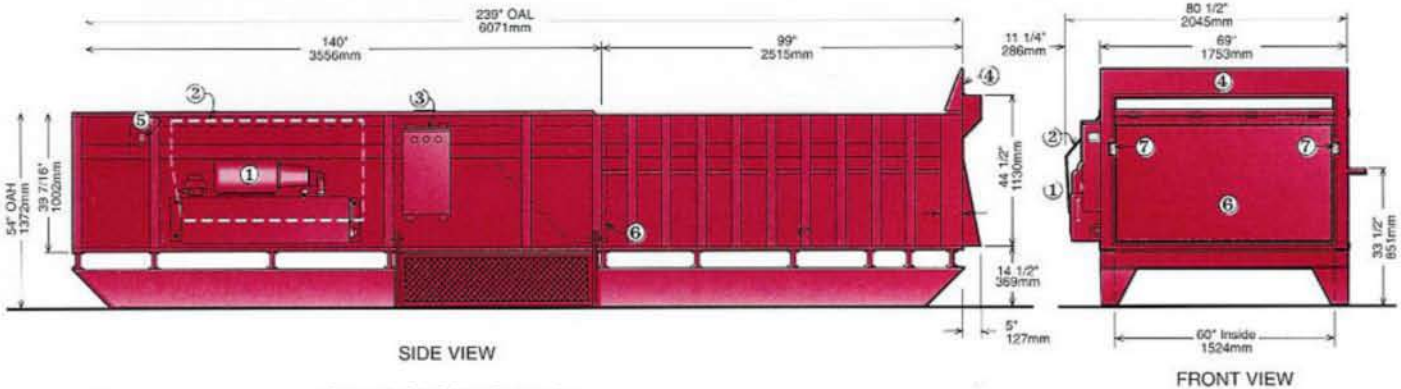
18.5 gpm.....	70 L/min.
Normal Pressure	1700 psi.....117 bar
Maximum Pressure	2000 psi.....138 bar
Hydraulic Cylinder.....	7" Bore x 4" Rod.....178 mm x 102 mm
Weight.....	10,500 lbs.....4762 kg

RAMJET

RJ-550

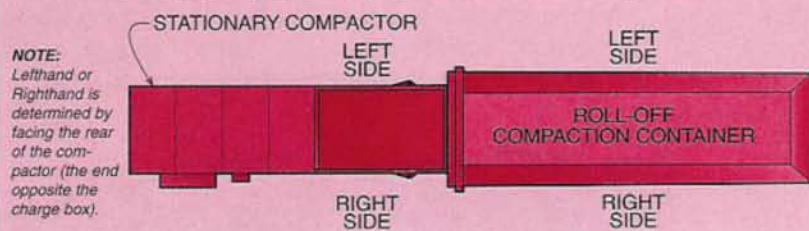


This Transfer Station features a RJ-550 Compactor with a RJ-42RC Compaction Container. This station serves approximately 2,000 to 3,000 people. Rear loader trucks dump residential waste into the station which is also open to residents and businesses who do not have collection service.



- ① Side-Mount Power Unit
- ② Power Unit Weather Cover
- ③ Control Panel Box
- ④ Heavy-duty Breaker Bar
- ⑤ Limit Switch
- ⑥ Ram
- ⑦ Ram Guide Shoes with Replaceable Wear Strips

Top View of Typical Compactor & Container Configuration



1-800-464-3095



Pictures in this literature are illustrative only. Specifications are subject to change without notice in order to accommodate improvements to the equipment. Certified in compliance with ANSI Regulation Z245.2, all OSHA standards, and certified under WASTEC's Stationary Compactor Certification Program. Products must be used with safe practice and in accordance with said regulations and standards.